

Name: _____

Date: _____

Produced by Natasha Hutchins at www.prodivame.com

BASIC FACTS to 5

Number Line Squares

1. Choose a number from 2 to 5 to focus on.
2. In the first row of squares, write that exact numbers in order from left to right with one number in each square.
3. Split your number line by drawing a vertical line between any two numbers.
4. In the second row of squares, number the squares to the left of the vertical line starting at 1.
5. In the second row of squares, number the squares to the right of the vertical line starting at 1.

You can use Cuisenaire Number Rods which are the same 1cm thickness of the graph paper.

These help you SEE and FEEL the facts.



Number Bond Triangles

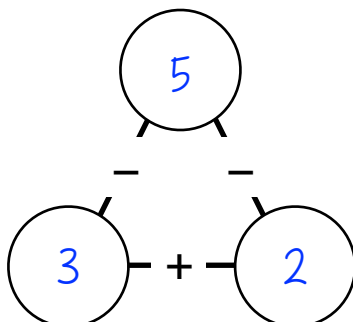
6. Write your chosen focus number from 2 to 20 in the top circle of the triangle.
7. Write the total number of squares found on the left of your split line in the bottom left circle of the triangle.
8. Write the total number of squares found on the right of your split line in the bottom right circle of the triangle.

Number Fact Families

9. Use the numbers in the triangle as stepping stones to write the number sentences.
10. ADDITION: start at a bottom circle and step to the other bottom circle. Your answer will be the final stepping stone, the top circle.
11. SUBTRACTION: start at the top circle and step to a bottom circle. Your answer will be the final stepping stone, the other bottom circle.

My focus number is 5

1	2	3	4	5
1	2	3	1	2



$$\underline{3} + \underline{2} = \underline{5}$$

$$\underline{2} + \underline{3} = \underline{5}$$

$$\underline{5} - \underline{2} = \underline{3}$$

$$\underline{5} - \underline{3} = \underline{2}$$

SHARE/TELL your number fact story to a friend.

To practice THINKING or SAYING the facts:

- cover the top circle to solve the ADDITION facts and uncover to check your answer
- cover either bottom circles to solve the SUBTRACTION facts and uncover to check your answer

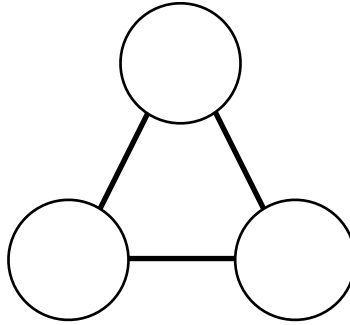
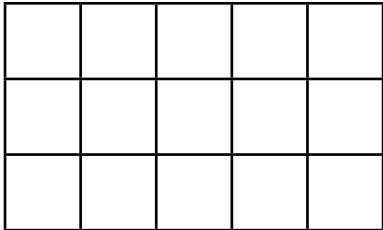
Name: _____

Date: _____

Produced by Natasha Hutchins at www.prodivame.com

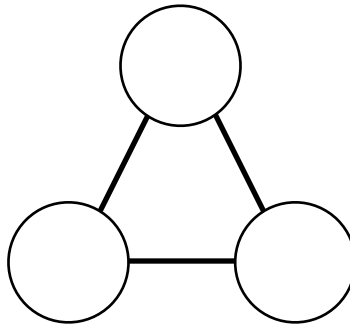
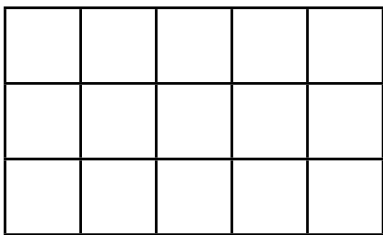
BASIC FACTS to 5

My focus number is _____



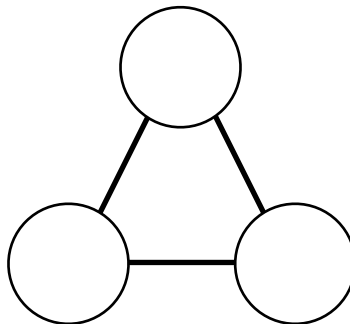
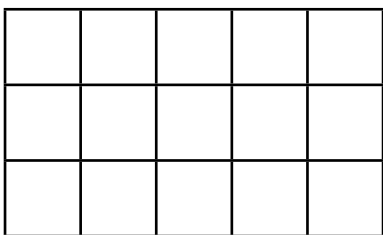
$$\begin{array}{l} \underline{\quad} + \underline{\quad} = \underline{\quad} \\ \underline{\quad} + \underline{\quad} = \underline{\quad} \\ \underline{\quad} - \underline{\quad} = \underline{\quad} \\ \underline{\quad} - \underline{\quad} = \underline{\quad} \end{array}$$

My focus number is _____



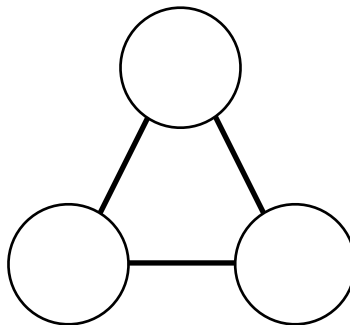
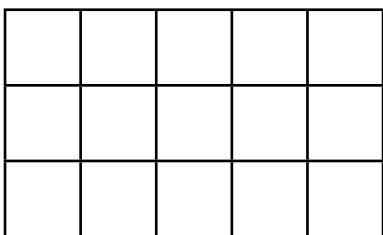
$$\begin{array}{l} \underline{\quad} + \underline{\quad} = \underline{\quad} \\ \underline{\quad} + \underline{\quad} = \underline{\quad} \\ \underline{\quad} - \underline{\quad} = \underline{\quad} \\ \underline{\quad} - \underline{\quad} = \underline{\quad} \end{array}$$

My focus number is _____



$$\begin{array}{l} \underline{\quad} + \underline{\quad} = \underline{\quad} \\ \underline{\quad} + \underline{\quad} = \underline{\quad} \\ \underline{\quad} - \underline{\quad} = \underline{\quad} \\ \underline{\quad} - \underline{\quad} = \underline{\quad} \end{array}$$

My focus number is _____



$$\begin{array}{l} \underline{\quad} + \underline{\quad} = \underline{\quad} \\ \underline{\quad} + \underline{\quad} = \underline{\quad} \\ \underline{\quad} - \underline{\quad} = \underline{\quad} \\ \underline{\quad} - \underline{\quad} = \underline{\quad} \end{array}$$

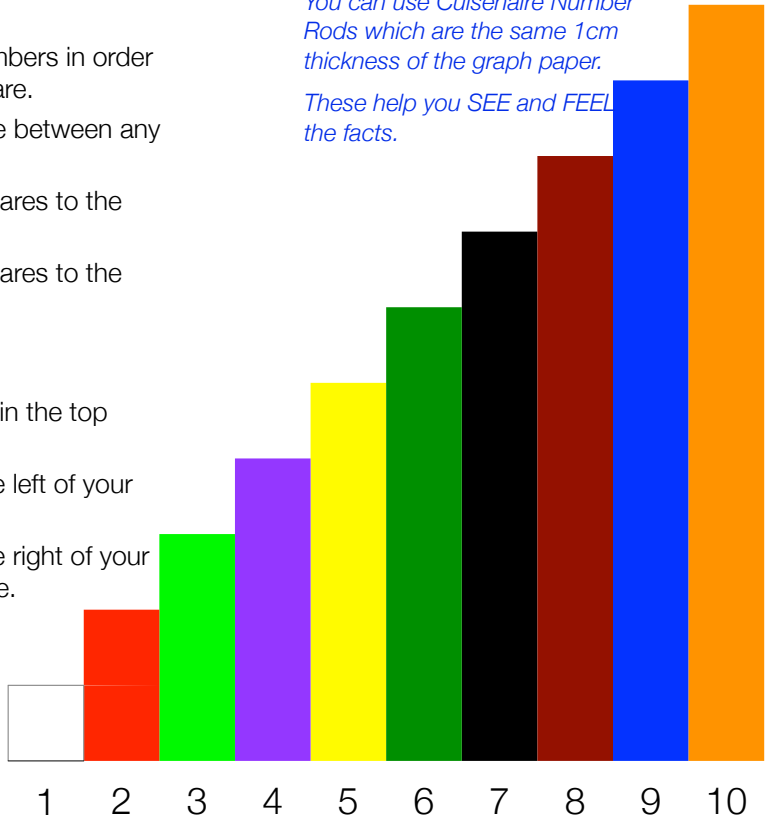
BASIC FACTS to 10

Number Line Squares

1. Choose a number from 2 to 5 to focus on.
2. In the first row of squares, write that exact numbers in order from left to right with one number in each square.
3. Split your number line by drawing a vertical line between any two numbers.
4. In the second row of squares, number the squares to the left of the vertical line starting at 1.
5. In the second row of squares, number the squares to the right of the vertical line starting at 1.

You can use Cuisenaire Number Rods which are the same 1cm thickness of the graph paper.

These help you SEE and FEEL the facts.



Number Bond Triangles

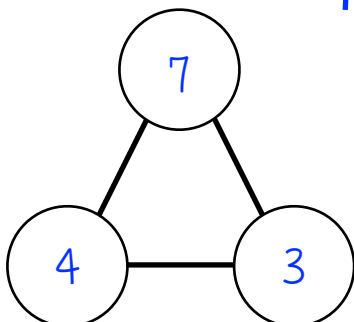
6. Write your chosen focus number from 2 to 20 in the top circle of the triangle.
7. Write the total number of squares found on the left of your split line in the bottom left circle of the triangle.
8. Write the total number of squares found on the right of your split line in the bottom right circle of the triangle.

Number Fact Families

9. Use the numbers in the triangle as stepping stones to write the number sentences.
10. ADDITION: start at a bottom circle and step to the other bottom circle. Your answer will be the final stepping stone, the top circle.
11. SUBTRACTION: start at the top circle and step to a bottom circle. Your answer will be the final stepping stone, the other bottom circle.

My focus number is 7

1	2	3	4	5	6	7			
1	2	3	4	1	2	3			



$$\underline{4} + \underline{3} = \underline{7}$$

$$\underline{3} + \underline{4} = \underline{7}$$

$$\underline{7} - \underline{4} = \underline{3}$$

$$\underline{7} - \underline{3} = \underline{4}$$

SHARE/TELL your number fact story to a friend.

To practice THINKING or SAYING the facts:

- cover the top circle to solve the ADDITION facts and uncover to check your answer
- cover either bottom circles to solve the SUBTRACTION facts and uncover to check your answer

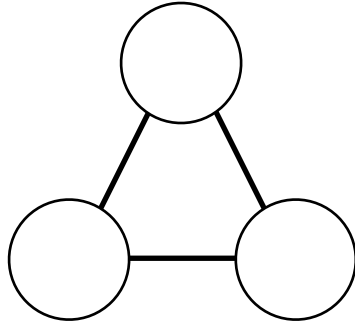
Name: _____

Date: _____

Produced by Natasha Hutchins at www.prodivame.com

BASIC FACTS to 10

My focus number is _____



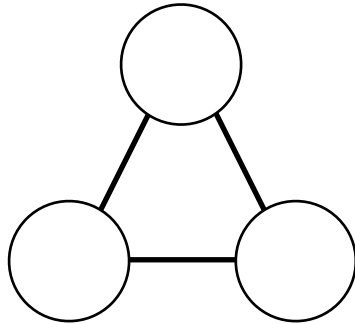
$$\underline{\quad} + \underline{\quad} = \underline{\quad}$$

$$\underline{\quad} + \underline{\quad} = \underline{\quad}$$

$$\underline{\quad} - \underline{\quad} = \underline{\quad}$$

$$\underline{\quad} - \underline{\quad} = \underline{\quad}$$

My focus number is _____



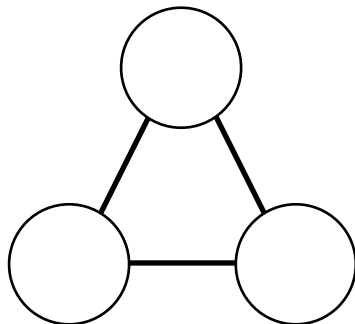
$$\underline{\quad} + \underline{\quad} = \underline{\quad}$$

$$\underline{\quad} + \underline{\quad} = \underline{\quad}$$

$$\underline{\quad} - \underline{\quad} = \underline{\quad}$$

$$\underline{\quad} - \underline{\quad} = \underline{\quad}$$

My focus number is _____



$$\underline{\quad} + \underline{\quad} = \underline{\quad}$$

$$\underline{\quad} + \underline{\quad} = \underline{\quad}$$

$$\underline{\quad} - \underline{\quad} = \underline{\quad}$$

$$\underline{\quad} - \underline{\quad} = \underline{\quad}$$

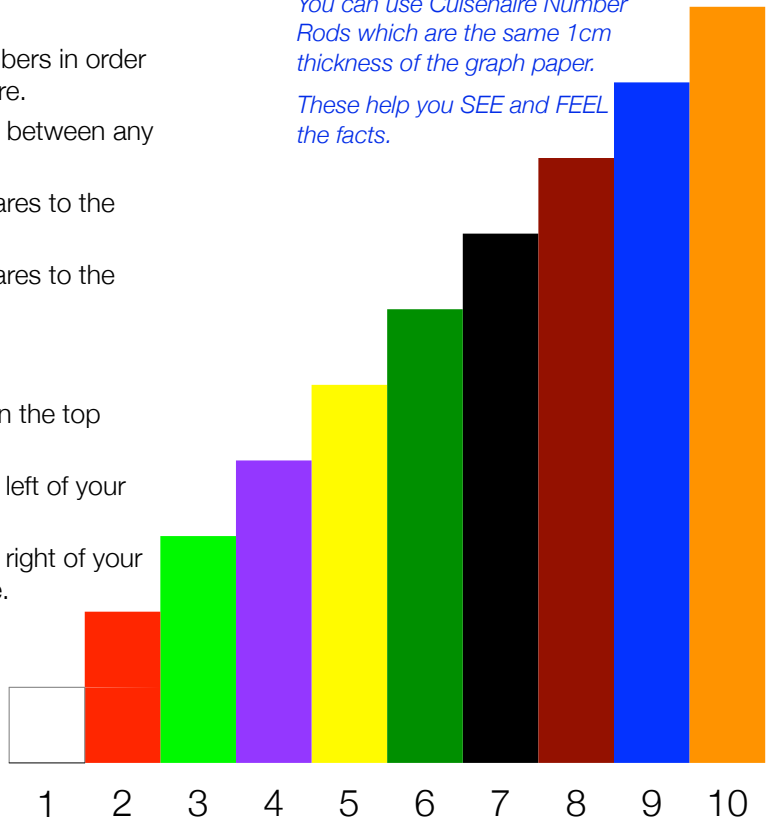
BASIC FACTS to 20

Number Line Squares

1. Choose a number from 2 to 5 to focus on.
2. In the first row of squares, write that exact numbers in order from left to right with one number in each square.
3. Split your number line by drawing a vertical line between any two numbers.
4. In the second row of squares, number the squares to the left of the vertical line starting at 1.
5. In the second row of squares, number the squares to the right of the vertical line starting at 1.

You can use Cuisenaire Number Rods which are the same 1cm thickness of the graph paper.

These help you SEE and FEEL the facts.



Number Bond Triangles

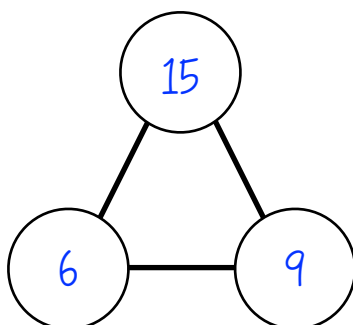
6. Write your chosen focus number from 2 to 20 in the top circle of the triangle.
7. Write the total number of squares found on the left of your split line in the bottom left circle of the triangle.
8. Write the total number of squares found on the right of your split line in the bottom right circle of the triangle.

Number Fact Families

9. Use the numbers in the triangle as stepping stones to write the number sentences.
10. ADDITION: start at a bottom circle and step to the other bottom circle. Your answer will be the final stepping stone, the top circle.
11. SUBTRACTION: start at the top circle and step to a bottom circle. Your answer will be the final stepping stone, the other bottom circle.

My focus number is 15

1	2	3	4	5	6	7	8	9	10	11	12	13	14	15					
1	2	3	4	5	6	1	2	3	4	5	6	7	8	9					



$$\underline{6} + \underline{9} = \underline{15}$$

$$\underline{9} + \underline{6} = \underline{15}$$

$$\underline{15} - \underline{6} = \underline{9}$$

$$\underline{15} - \underline{9} = \underline{6}$$

SHARE/TELL your number fact story to a friend.

To practice THINKING or SAYING the facts:

- cover the top circle to solve the ADDITION facts and uncover to check your answer
- cover either bottom circles to solve the SUBTRACTION facts and uncover to check your answer

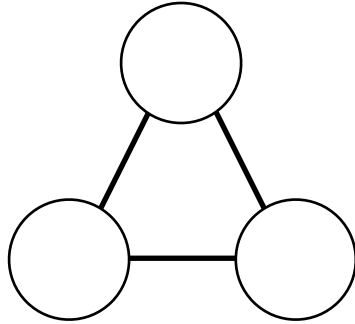
Name: _____

Date: _____

Produced by Natasha Hutchins at www.prodivame.com

BASIC FACTS to 20

My focus number is _____



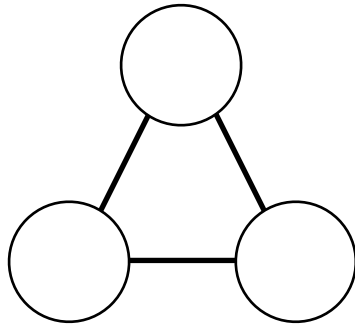
$$\underline{\quad} + \underline{\quad} = \underline{\quad}$$

$$\underline{\quad} + \underline{\quad} = \underline{\quad}$$

$$\underline{\quad} - \underline{\quad} = \underline{\quad}$$

$$\underline{\quad} - \underline{\quad} = \underline{\quad}$$

My focus number is _____



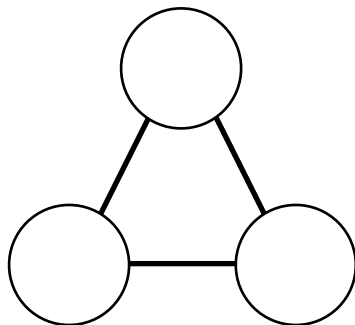
$$\underline{\quad} + \underline{\quad} = \underline{\quad}$$

$$\underline{\quad} + \underline{\quad} = \underline{\quad}$$

$$\underline{\quad} - \underline{\quad} = \underline{\quad}$$

$$\underline{\quad} - \underline{\quad} = \underline{\quad}$$

My focus number is _____



$$\underline{\quad} + \underline{\quad} = \underline{\quad}$$

$$\underline{\quad} + \underline{\quad} = \underline{\quad}$$

$$\underline{\quad} - \underline{\quad} = \underline{\quad}$$

$$\underline{\quad} - \underline{\quad} = \underline{\quad}$$